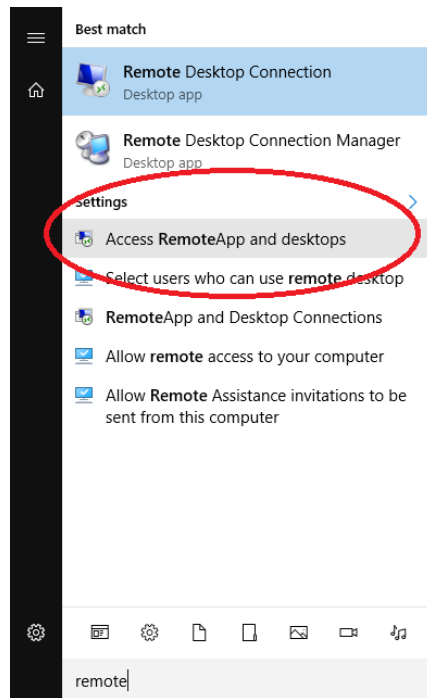
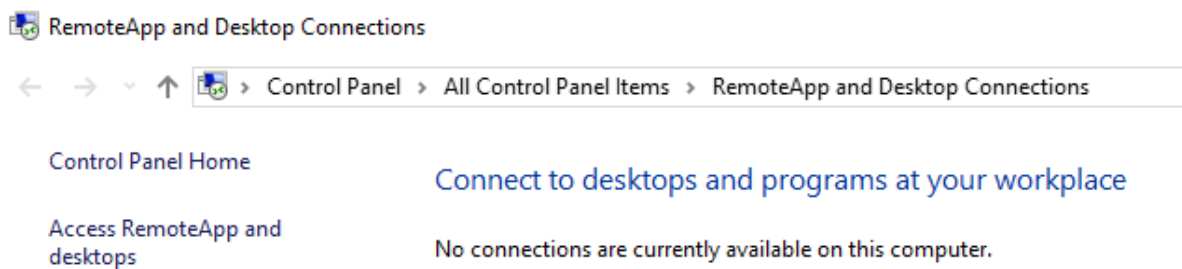


Connecting to the RemoteApps Feed

Windows has a built in method for connecting to RemoteApp feeds. From the Start Menu type 'remoteapp' in the search box. This should present you with a list of options as below:



Choose 'Access RemoteApp and Desktops' to load the RemoteApp Control Panel.
DO NOT click Remote Desktop Connection as this is a different application.



Choose 'Access RemoteApp and desktops' to load the connection settings

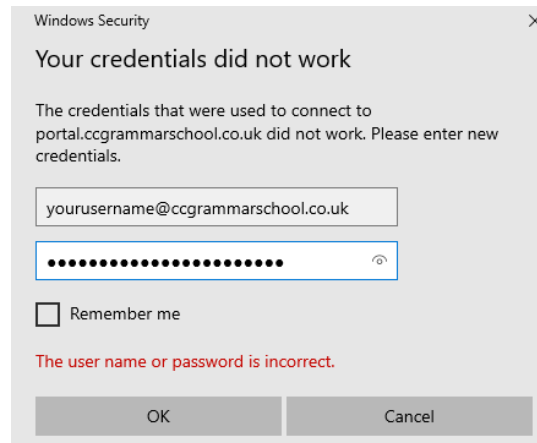
Enter your email address or connection URL

Email address or connection URL:

cgirdler@ccgrammarschool.co.uk

Enter your school email address and click Next to populate the feed details, and Next again to connect to the feed.

Next you will be asked for your username and password. Enter your **school email address and password** and click OK to connect.



Once these have been entered, you should receive a confirmation that the connection has been made successfully.

The programs can be found on the Start Menu under CCGS (RADC)

